

Remote Learning – Year 11


If you are isolating at home when the rest of your year group is in school, you may be well enough to continue with your lessons from home. In that case you would be expected to:

- (i) On **day one** of your isolation: start any work that has been set as a block of learning (see table below); complete homework; use revision resources such as GCSEPod; create revision materials.
- (ii) From **day two onwards**, follow your normal timetable, completing the Remote Learning lessons in the time you would normally have those subjects;
- (iii) Email your completed work to your teacher or bring it back to school when you return.

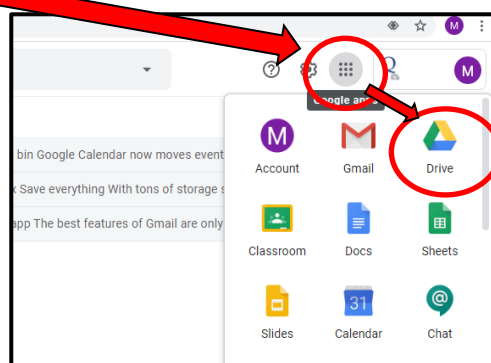
All your work can be found in the **Google Drive**:

1. Go to the **school website** and log into **Frog**

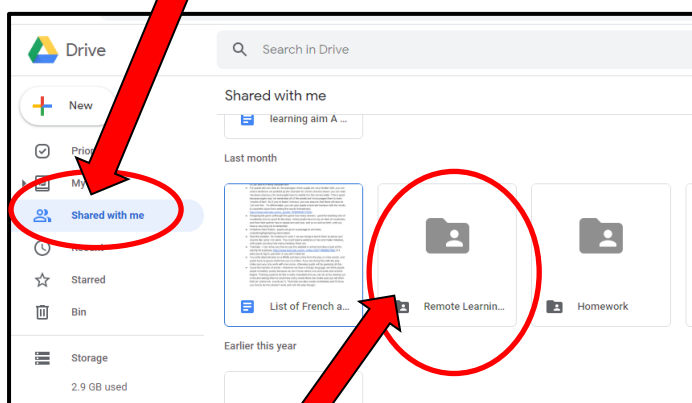
2. Click on **FrogMail**



3. Click on the **Google apps** icon and then click **Drive**



4. Go to **Shared with me**



5. Click on the **Remote Learning** folder to find your work.

Your work for each subject will be set in one of the following ways:

1. A **block of work** to complete, no matter when you are off school in the cycle
2. **Work for each date/week** of the cycle. (For example, if you are absent in Week 4, you should complete the Week 4 work, but if you are absent in Week 8, you should complete the Week 8 work.)
3. You will receive **an email** from your teacher.

If you have any questions, you should email your teacher.

Use the table below to help you understand what each of your teachers is expecting you to do when you would normally be in their lessons:

<p>For these subjects, you should complete the two week block of work:</p>	<p>History Music BTEC Music GCSE Sport BTEC</p>
<p>For these subjects, you should complete the work for the correct school week:</p>	<p>Business Studies Computer Science DIT Drama DT Food and Nutrition RE</p>
<p>You will receive an email from your teacher:</p>	<p>Art Dance English French Geography Maths Media Studies Photography Science</p>